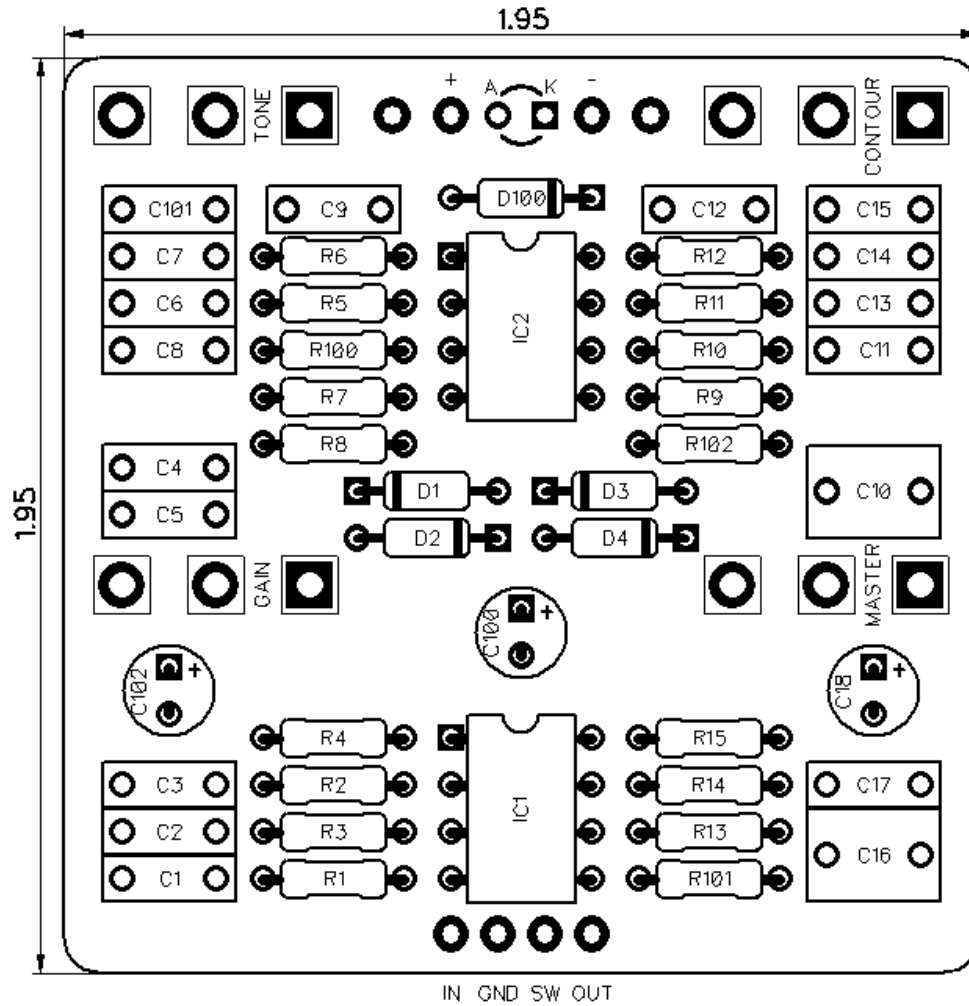


# PedalPCB

## Ultisol Distortion

Revised 8/19/20



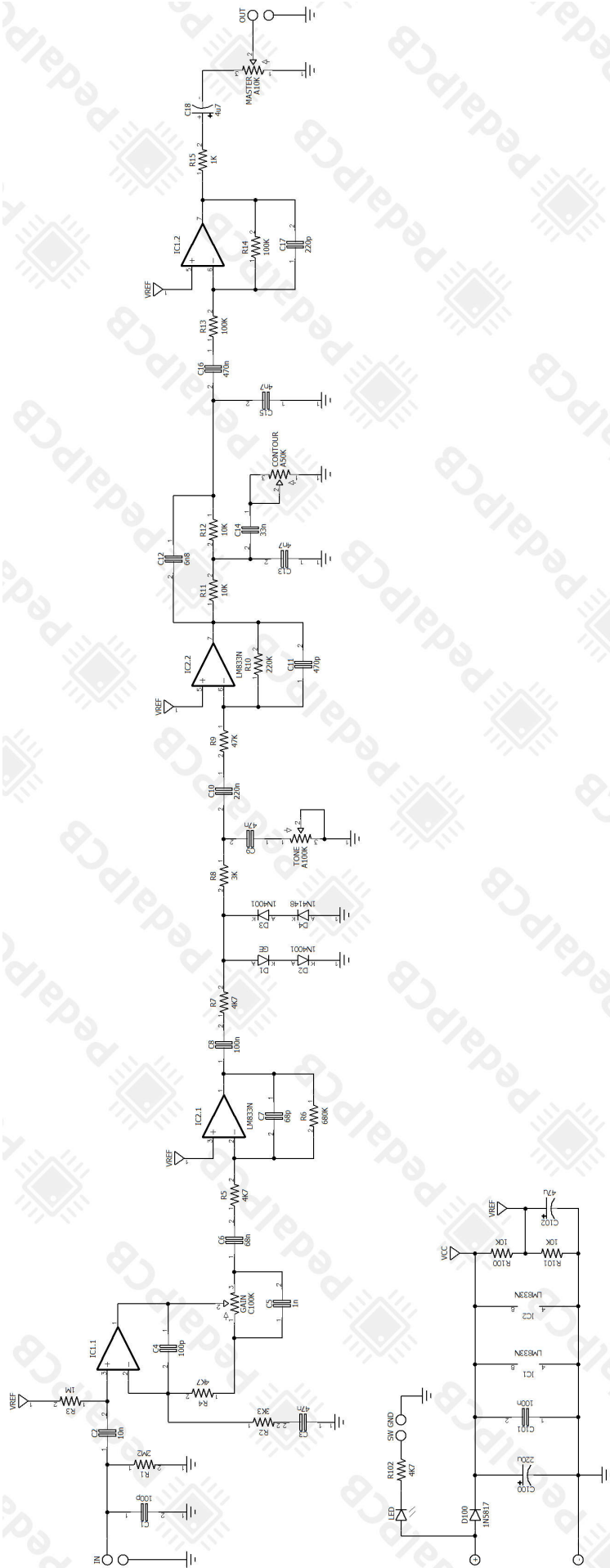
### CONTROLS AND FEATURES

- Contour
- Tone
- Master
- Gain

All trademarks and registered trademarks are the property of their respective owners. The company, product, and service names used in this web site are for identification purposes only. Use of these names, logos, and brands does not imply endorsement.

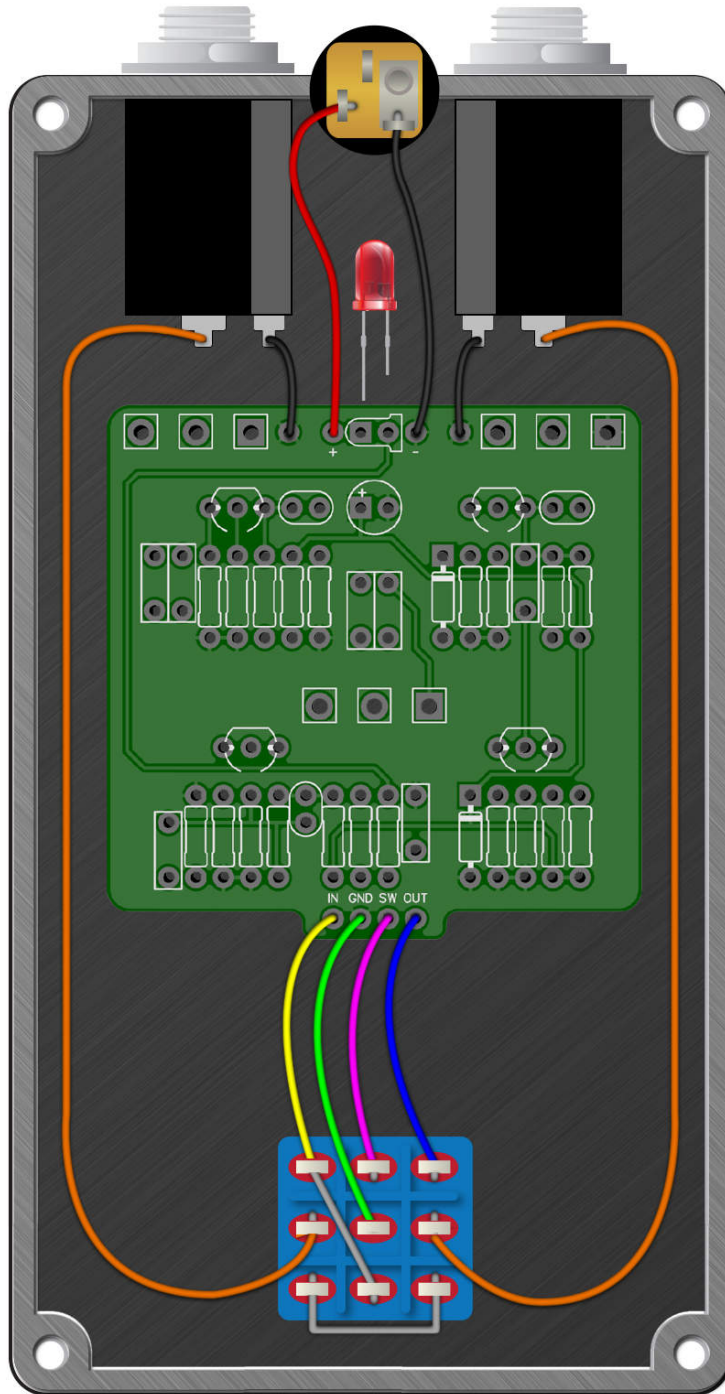
LOCATION	VALUE	TYPE	NOTES
R1	2M2	Resistor, 1/4W	
R2	3K3	Resistor, 1/4W	
R3	1M	Resistor, 1/4W	
R4	4K7	Resistor, 1/4W	
R5	4K7	Resistor, 1/4W	
R6	680K	Resistor, 1/4W	
R7	4K7	Resistor, 1/4W	
R8	3K	Resistor, 1/4W	
R9	47K	Resistor, 1/4W	
R10	220K	Resistor, 1/4W	
R11	10K	Resistor, 1/4W	
R12	10K	Resistor, 1/4W	
R13	100K	Resistor, 1/4W	
R14	100K	Resistor, 1/4W	
R15	1K	Resistor, 1/4W	
R100	10K	Resistor, 1/4W	
R101	10K	Resistor, 1/4W	
R102	4K7	Resistor, 1/4W	
C1	100p	Ceramic capacitor	
C2	10n	Film capacitor, 7.2 x 2.5mm	
C3	47n	Film capacitor, 7.2 x 2.5mm	
C4	100p	Ceramic capacitor	
C5	1n	Film capacitor, 7.2 x 2.5mm	
C6	68n	Film capacitor, 7.2 x 2.5mm	
C7	68p	Ceramic capacitor	
C8	100n	Film capacitor, 7.2 x 2.5mm	
C9	47n	Film capacitor, 7.2 x 2.5mm	
C10	220n	Film capacitor, 7.2 x 5.0mm	
C11	470p	Ceramic capacitor	
C12	6n8	Film capacitor, 7.2 x 2.5mm	
C13	4n7	Film capacitor, 7.2 x 2.5mm	
C14	33n	Film capacitor, 7.2 x 2.5mm	
C15	4n7	Film capacitor, 7.2 x 2.5mm	
C16	470n	Film capacitor, 7.2 x 5.0mm	
C17	220p	Ceramic capacitor	
C18	4u7	Electrolytic capacitor, 5mm	
C100	220u	Electrolytic capacitor, 8mm	
C101	100n	Film capacitor, 7.2 x 2.5mm	
C102	47u	Electrolytic capacitor, 5mm	
D1	GE	Germanium diode	
D2	1N4001	Signal diode, DO-41	
D3	1N4001	Signal diode, DO-41	
D4	1N4148	Signal diode, DO-41	
D100	1N5817	Schottky diode, DO-41	





# Ultisol Distortion

Wiring Diagram



# Ultisol Distortion

Drill Template  
125B enclosure

