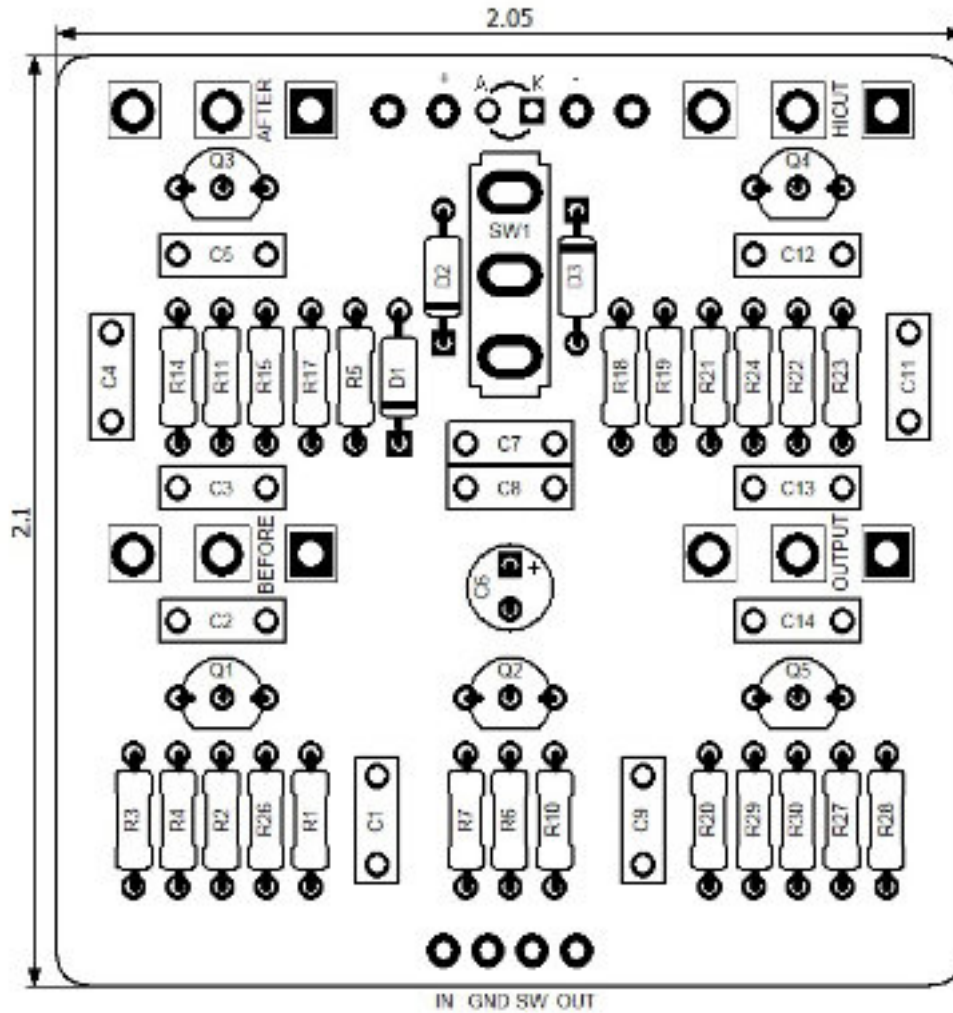




PedalPCB

Carcass Fuzz

Revised 9/17/21



CONTROLS AND FEATURES

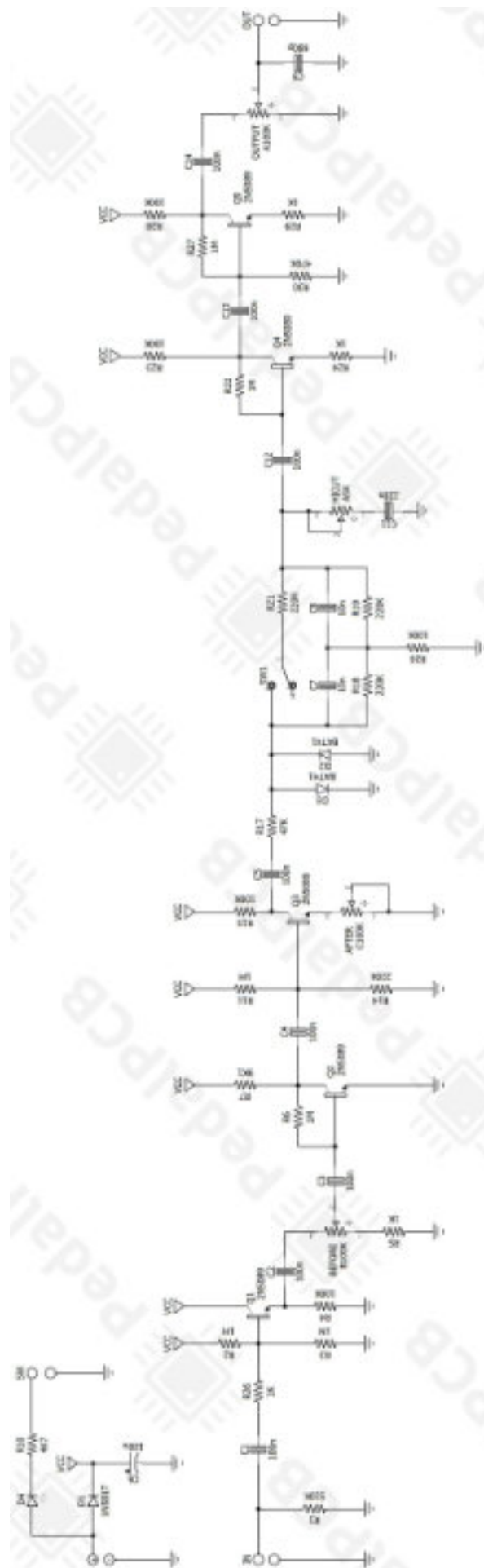
- Hi-Cut
- After
- Output
- Before
- Mode (Toggle switch)


All trademarks and registered trademarks are the property of their respective owners. The company, product, and service names used in this web site are for identification purposes only. Use of these names, logos, and brands does not imply endorsement.

LOCATION	VALUE	TYPE	NOTES
R1	510K	Resistor, 1/4W	
R2	1M	Resistor, 1/4W	
R3	1M	Resistor, 1/4W	
R4	100K	Resistor, 1/4W	
R5	1K	Resistor, 1/4W	
R6	1M	Resistor, 1/4W	
R7	9K1	Resistor, 1/4W	
R10	4K7	Resistor, 1/4W	
R11	1M	Resistor, 1/4W	
R14	220K	Resistor, 1/4W	
R15	100K	Resistor, 1/4W	
R17	47K	Resistor, 1/4W	
R18	220K	Resistor, 1/4W	
R19	220K	Resistor, 1/4W	
R20	100K	Resistor, 1/4W	
R21	220K	Resistor, 1/4W	
R22	1M	Resistor, 1/4W	
R23	100K	Resistor, 1/4W	
R24	1K	Resistor, 1/4W	
R26	1K	Resistor, 1/4W	
R27	1M	Resistor, 1/4W	
R28	100K	Resistor, 1/4W	
R29	1K	Resistor, 1/4W	
R30	470K	Resistor, 1/4W	
C1	100n	Film capacitor, 7.2 x 2.5mm	
C2	100n	Film capacitor, 7.2 x 2.5mm	
C3	100n	Film capacitor, 7.2 x 2.5mm	
C4	100n	Film capacitor, 7.2 x 2.5mm	
C5	100n	Film capacitor, 7.2 x 2.5mm	
C6	100u	Electrolytic capacitor, 5mm	
C7	10n	Film capacitor, 7.2 x 2.5mm	
C8	10n	Film capacitor, 7.2 x 2.5mm	
C9	680p	Ceramic capacitor	
C11	220n	Film capacitor, 7.2 x 5.0mm	
C12	100n	Film capacitor, 7.2 x 2.5mm	
C13	100n	Film capacitor, 7.2 x 2.5mm	
C14	100n	Film capacitor, 7.2 x 2.5mm	
D1	1N5817	Schottky diode, DO-41	
D2	BAT41	Signal diode, DO-35	
D3	BAT41	Signal diode, DO-35	
Q1	2N5089	BJT transistor, NPN TO-92	
Q2	2N5089	BJT transistor, NPN TO-92	
Q3	2N5089	BJT transistor, NPN TO-92	
Q4	2N5089	BJT transistor, NPN TO-92	
Q5	2N5089	BJT transistor, NPN TO-92	

Carcass Fuzz

Schematic Diagram





Carcass Fuzz

Drill Template
125B Enclosure

