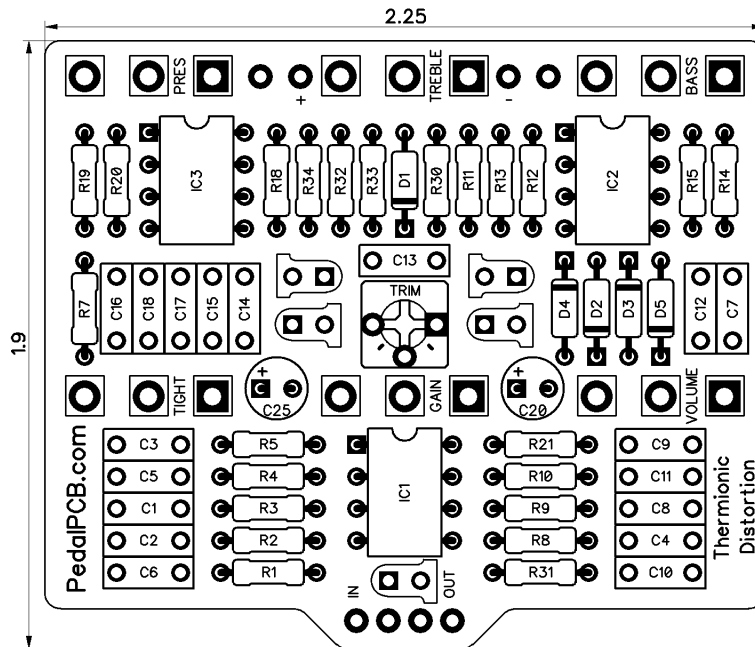


PedalPCB.com

Thermionic Distortion

Revision 11.14.17



Resistors

R1	1M
R2	470K
R3	10K
R4	22K
R5	39K
R7	4.7K
R8	10K
R9	22K
R10	22K
R11	22K
R12	22K
R13	220K
R14	10K
R15	10K
R18	2.2K
R19	33K
R20	33K
R21	10K
R30	10Ω
R31	4.7K
R32	10K
R33	10K
R34	2.2K

Capacitors

C1	22n
C2	47p
C3	10n
C4	1n
C5	100n
C6	100n
C7	100n
C8	100n
C9	47p
C10	100n
C11	47n
C12	120p
C13	100p
C14	10n
C15	4.7n
C16	22n
C17	220n
C18	220n
C20	100u
C25	22u

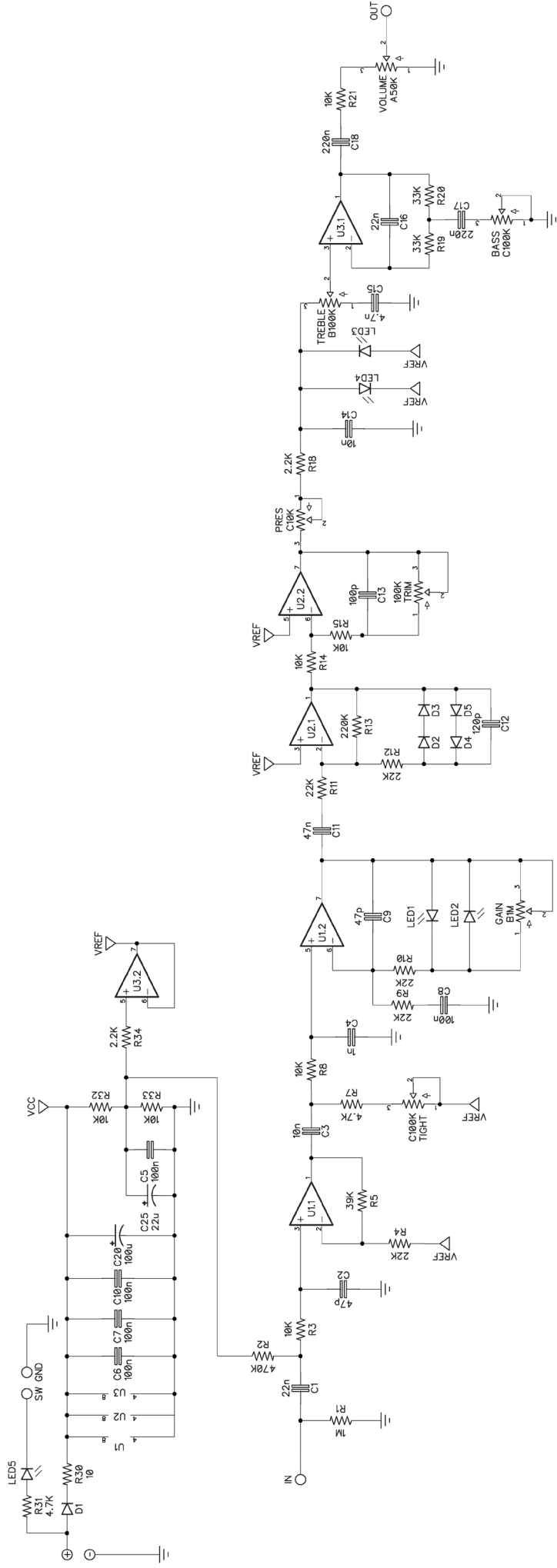
Semiconductors

U1	TL072
U2	TL072
U3	TL072
D1	1N5817
D2	1N4148
D3	1N4148
D4	1N4148
D5	1N4148
LED1	3mm Red
LED2	3mm Red
LED3	3mm Red
LED4	3mm Red
LED5	3mm Red

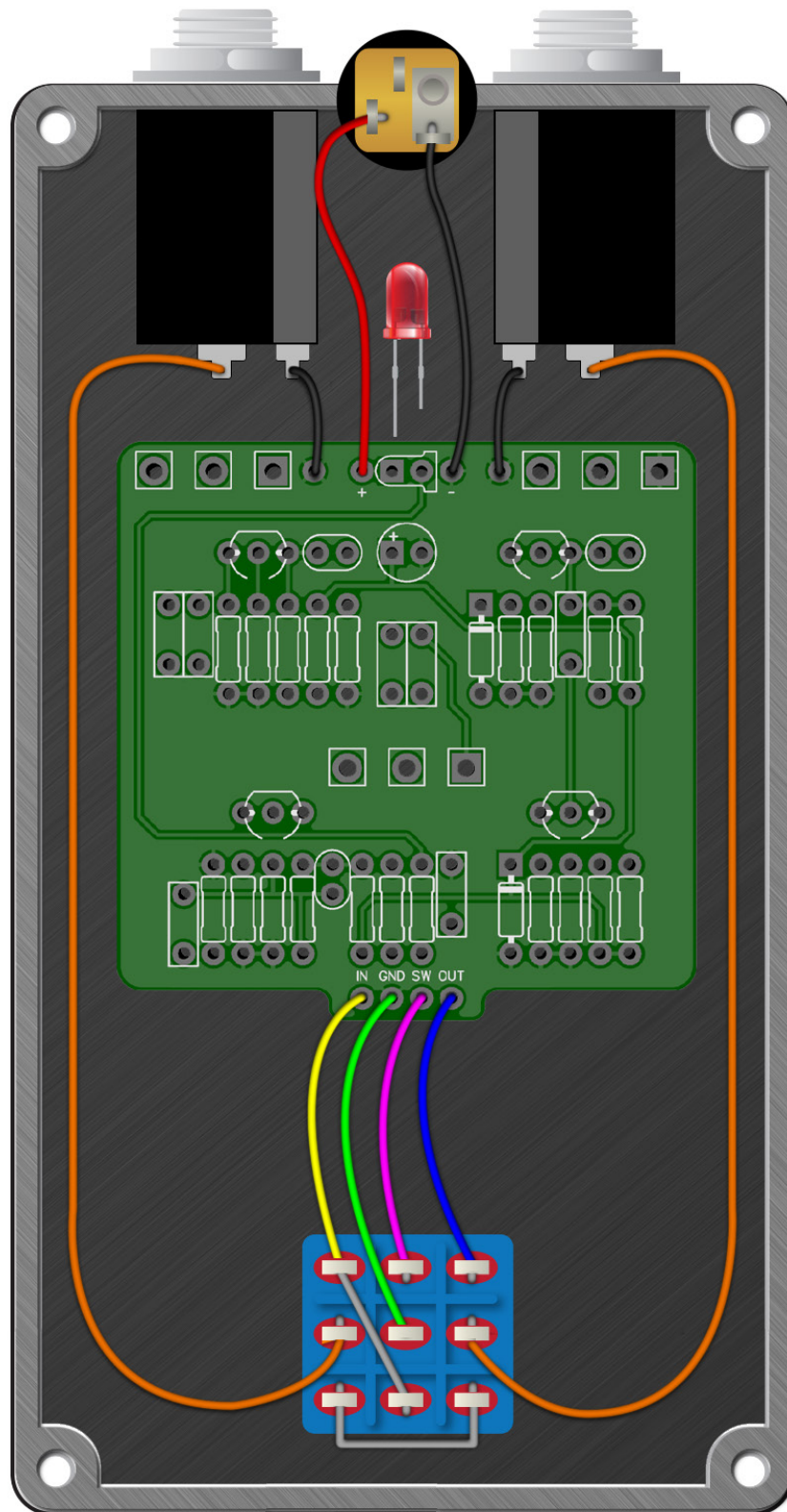
Potentiometers

GAIN	B1M
BASS	C100K
TIGHT	C100K
TREBLE	B100K
VOLUME	A50K
PRESENCE	C10K
TRIM	100K

Thermionic Distortion

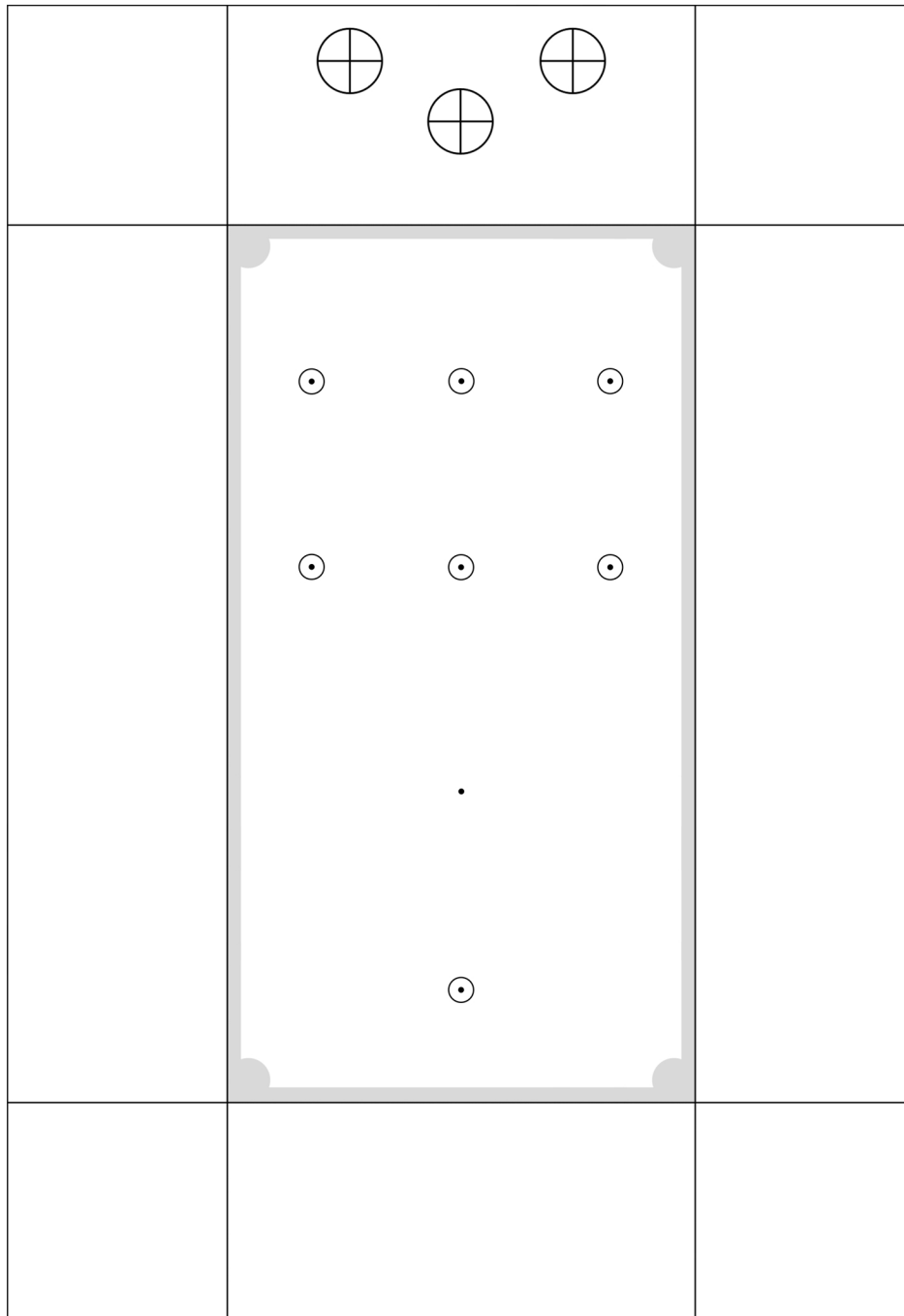


Wiring Diagram



Drill Template

4S125B enclosure with top mounted jacks



Bill of Materials

Resistors (1/4W)

1 x 10
2 x 2.2K
2 x 4.7K
7 x 10K
5 x 22K
2 x 33K
1 x 39K
1 x 220K
1 x 470K
1 x 1M

Capacitors

2 x 47pF
1 x 100pF
1 x 120pF
1 x 1nF
1 x 4.7nF
2 x 10nF
2 x 22nF
1 x 47nF
5 x 100nF
2 x 220nF
1 x 22uF
1 x 100uF

Semiconductors

3 x TL072
1 x 1N5817
4 x 1N4148
5 x 3mm Red

Potentiometers

1 x C10K
1 x A50K
1 x B100K
2 x C100K
1 x B1M
1 x 100K TRIM (3362P)